



Premium Payment Options

MoMo Direct Debit

(MTN only):



MoMo Auto Debit Process

Step 1:

1. Dial ***700*70#**.
2. Select option 1 to proceed.
3. Enter your full name.
4. Create a 4-digit pin.
5. Confirm the pin.

The agent or client can contact **0593853314** or **0594040209** for mandate generation to proceed with Step 2.

Authorizing Mandate

Step 2:

1. Dial ***700*70#**.
2. Select option 1 to choose the pending mandate.
3. Select option 1 to approve.
4. Enter the 4-digit pin created earlier.
5. Wait for a MoMo prompt.
6. Enter your MoMo Pin and approve the transaction.

Follow these simple steps:

1. Dial ***7373#** (MTN and Vodafone only)
The AirtelTigo code is ***887*240#**
2. Select option 3 (Payments).
3. Select Premium Payment.
4. Enter first 3 characters of your policy number and last 7 digits. For example, WPP1078350.
5. Enter option 1 to confirm policy number.
6. Enter the premium amount. (Premium amount to be paid can only be equal or greater than your current premium, but not lesser than your current premium).
7. Wait for a prompt to authorise transaction. In the case where prompt has delayed, you can dial ***170#**, select My Wallet, then select My Approval to select the pending transaction.
8. Approve transaction by selecting Yes.

Making Payments With USSD Code.



2.

3.



Follow these simple steps:

1. Dial ***170#**.
2. Select option 2(MoMoPay &Pay Bill)
3. Select option 2(Pay Bill)
4. Select option 5(General Payments).
5. Enter payment code. Enter STARLIFE together with first 3 characters and last 7 digits of your policy number to get payment code. For example, STARLIFE WPP1078350.
6. Enter the payment amount.
7. Enter the reference for the payment (indicate month or months of payment. For example, Jan 2024 or Jan-Mar 2024)
8. Enter your 4 digit Momo Pin to proceed with your transaction.
8. A confirmation message of payment will be sent to you.



Making Payments With

Eagle Pay

Clients should visit any GCB branch and follow the directives.

4.

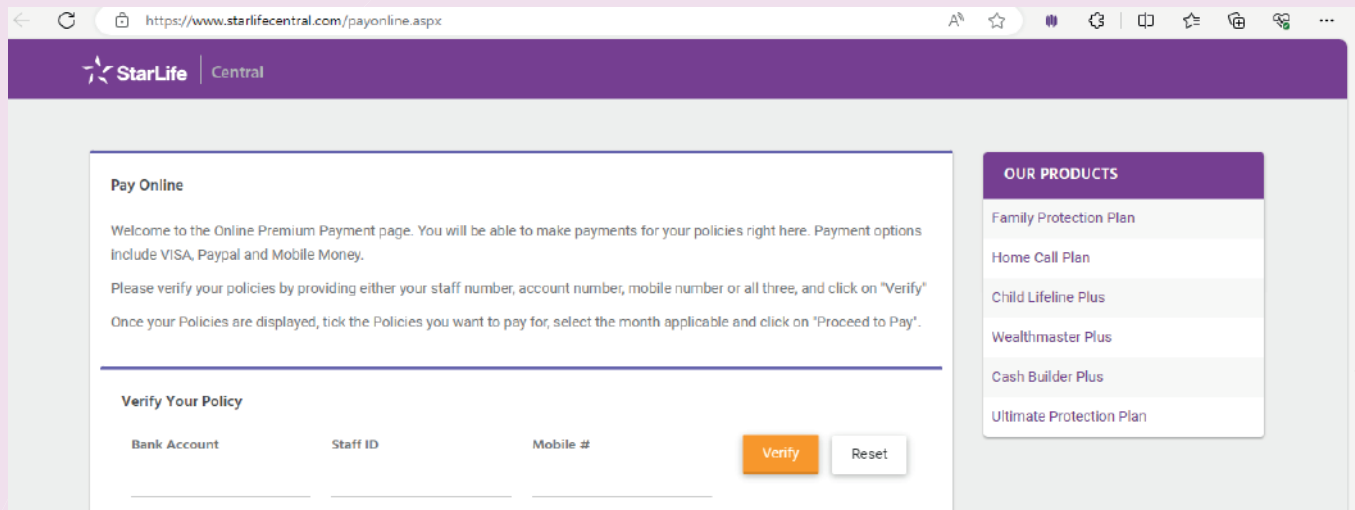
5.

Making Payments With The **Web Portal**



Follow these simple steps:

1. Enter the URL below to have access to StarLife's payment portal.
<https://www.starlifecentral.com/payonline.aspx>
2. Enter either the bank account or staff ID or mobile number and click verify.



The screenshot shows a web browser window with the URL <https://www.starlifecentral.com/payonline.aspx>. The page header features the StarLife Central logo. The main content area is titled "Pay Online" and contains the following text:

Welcome to the Online Premium Payment page. You will be able to make payments for your policies right here. Payment options include VISA, Paypal and Mobile Money.

Please verify your policies by providing either your staff number, account number, mobile number or all three, and click on "Verify"

Once your Policies are displayed, tick the Policies you want to pay for, select the month applicable and click on "Proceed to Pay".

Below this text is a section titled "Verify Your Policy" with three input fields: "Bank Account", "Staff ID", and "Mobile #". To the right of these fields are two buttons: "Verify" (orange) and "Reset" (grey).

On the right side of the page, there is a sidebar titled "OUR PRODUCTS" with a list of policy options:

- Family Protection Plan
- Home Call Plan
- Child Lifeline Plus
- Wealthmaster Plus
- Cash Builder Plus
- Ultimate Protection Plan

3. Select policy number by ticking the box, enter payment amount and select the payment month.
4. Select Proceed to Pay

Policies

POLICY #	POLICY HOLDER	POLICY NAME	PREMIUM	PAYMENT AMOUNT	PAYMENT MONTH
<input type="checkbox"/> SFP1001001220985915	SEKYERE PETER OBENG	STARLIFE FUNERAL POLICY	2	_____	_____





PROCEED TO PAY ►

5. Select any of the payment methods suitable to you.

PAYMENT SUMMARY ✕

Please confirm the policies for which you are making payments, and select your preferred payment gateway.

#	POLICY #	POLICY HOLDER	POLICY NAME	PAYMENT MONTH	AMOUNT
1	SFP1001001220985915	SEKYERE PETER OBENG	STARLIFE FUNERAL POLICY	January 24	2
Total					2





Securing Your Future Today

